

# MENTAL ILLNESS POLICY ORG.

UNBIASED INFORMATION FOR POLICYMAKERS + MEDIA

50 EAST 129 STREET, PH7, NEW YORK, NY 10035

OFFICE@MENTALILLNESSPOLICY.ORG • MENTALILLNESSPOLICY.ORG

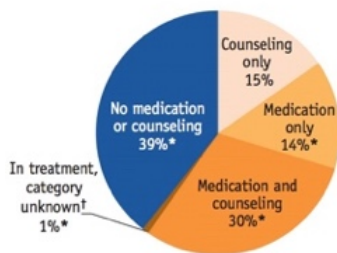
## NYC DATA SETS

100% of pop. can have mental health improved, 18% have something in DSM, 4% have Serious Mental Illness

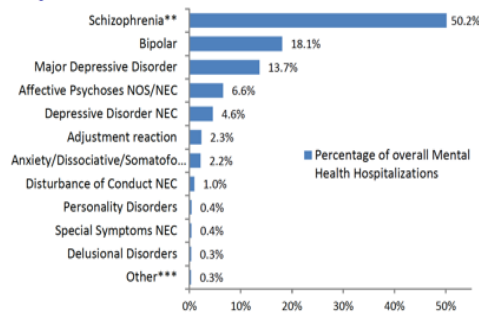
### Per NYC Vital Signs: Serious Mental Illness Among Adults (2015) and EPI Brief #71 (2016)

- Approximately 239,000 adult New Yorkers (4%) had a serious mental illness (SMI).
- SMI in Whites (5%) and Hispanics (7%) was higher than Blacks (1%) or Asians (1%). Nearly 40% of adult NYers with SMI (95,000) did not receive mental health treatment in past year. Most hospitalizations were Schiz and bipolar, and age 45-54. (Vital signs: <http://www1.nyc.gov/assets/doh/downloads/pdf/survey/survey-2015serious-mental-illness.pdf> 2016 EPI Brief <https://www1.nyc.gov/assets/doh/downloads/pdf/epi/databrief71.pdf>)

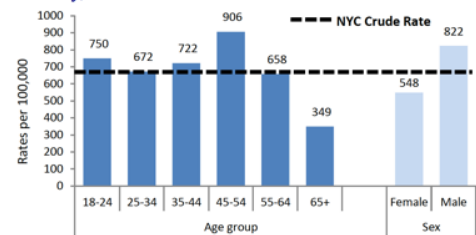
Prevalence of past-year mental health treatment among adults with serious mental illness (SMI), NYC 2012



Primary psychiatric diagnoses\* among New York City adults hospitalized for mental illness, 2013



Adult psychiatric hospitalization rates by age and sex, New York City, 2013

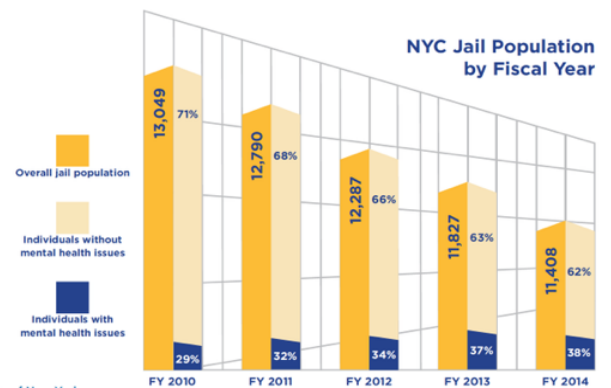


Source: Statewide Planning and Research Collaborative System 2013. Data prepared by DOHMH Division of Mental Hygiene.

- The rate of psychiatric hospitalization was highest among adults ages 45 to 54 (906 per 100,000) compared with other age groups.

### Per Mayor's Task Force on Behavioral Health and Criminal Justice System (2014)

While the number of people incarcerated in city jails has gone down, the percentage with mental illness shot up 30 percent from 2010 to 2014. Of the 400 people jailed more than 18 times in the last five years, 67% have a mental health need; 21% have a serious mental illness. The 400 accounted for over 10,000 jail admissions and 300,000 days in jail. 85% of their charges were misdemeanors or violations. <http://mentalillnesspolicy.org/kendras-law/DeBlasioTaskForceReport.pdf>



### Per NYPD Office of Inspector General 2017 Report on Mentally Ill

NYPD calls for Emotionally Disturbed Persons (EDP) are up 10% from 143K in 2014 to 157K in 2016. (FN 2 [http://www1.nyc.gov/assets/oignypd/downloads/pdf/Reports/CIT\\_Report\\_01192017.pdf](http://www1.nyc.gov/assets/oignypd/downloads/pdf/Reports/CIT_Report_01192017.pdf))

### Per 2017 NYC Mayor's Management Report (MMR) and NYS OMH Transformation Report

**Readmission:** NYC 2017 MMR says 30 day psych readmit rate is 7.3% (pg 159). OMH Transformation Report says NYC hospital psych readmit rates range from 23-34% (pg 22). State avg. is 18%. Why the difference? (NYC MMR: [http://www1.nyc.gov/assets/operations/downloads/pdf/pmmr2017/2017\\_pmmr.pdf](http://www1.nyc.gov/assets/operations/downloads/pdf/pmmr2017/2017_pmmr.pdf). OMH Transformation: <https://www.omh.ny.gov/omhweb/transformation/docs/report-november-2016.pdf>)

### Kendra's Law (Assisted Outpatient Treatment)

- Guesstimate: 4,000 city residents should be in Kendra's Law (50% NYS total. <http://mentalillnesspolicy.org/national-studies/aotbystatecosts.html>)
- OMH says NYC has 1,448 currently active (2/17), down from 1,460 (11/16). NYC MMR says 1,667. (<http://bi.omh.ny.gov/aot/statistics?p=under-court-order-20158>)
- AOT cut homelessness, arrests, incarceration, and hospitalization about 70% each. It saves taxpayers 50% of the cost of care. (<http://mentalillnesspolicy.org/kendras-law/research/kendras-law-studies.pdf>)